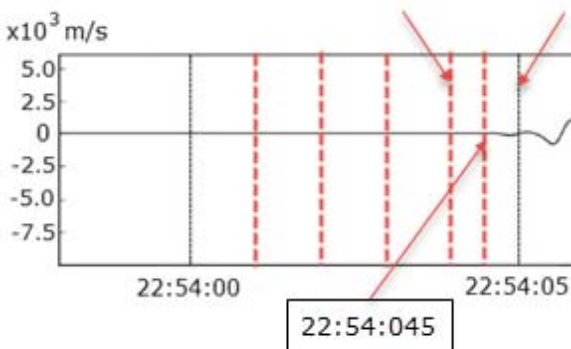


## Earthquake, Volcano and Tsunami

### A. Merapi Volcano Eruption

Question	Answer	Marks
A.1	<p>Using Black's Principle the equilibrium temperature can be obtained</p> $m_w c_{vw} (T_e - T_w) + m_m c_{vm} (T_e - T_m) = 0$ <p>Thus,</p> $T_e = \frac{m_w c_{vw} T_w + m_m c_{vm} T_m}{m_w c_{vw} + m_m c_{vm}}$	0.5 pts
A.2	<p>For ideal gas, <math>p_e v_e = RT_e</math>, thus</p> $p_e = \frac{R}{v_e} \frac{m_w c_{vw} T_w + m_m c_{vm} T_m}{m_w c_{vw} + m_m c_{vm}}$	0.3 pts
A.3	<p>The relative velocity <math>u_{rel}</math> can be expressed as</p> $u_{rel} = \kappa p^\alpha V^\beta m^\gamma$ <p>where <math>\kappa</math> is a dimensionless constant.</p> <p>Using dimensional analysis, one can obtain that</p> $LT^{-1} = M^{\alpha+\gamma} L^{-\alpha+3\beta} T^{-2\alpha}$ $\alpha + \gamma = 0$ $-\alpha + 3\beta = 1$ $-2\alpha = -1$ <p>Therefore</p> $u_{rel} = \kappa p^{1/2} V^{1/2} m^{-1/2}$	0.5 pts
Total score		1.3 pts

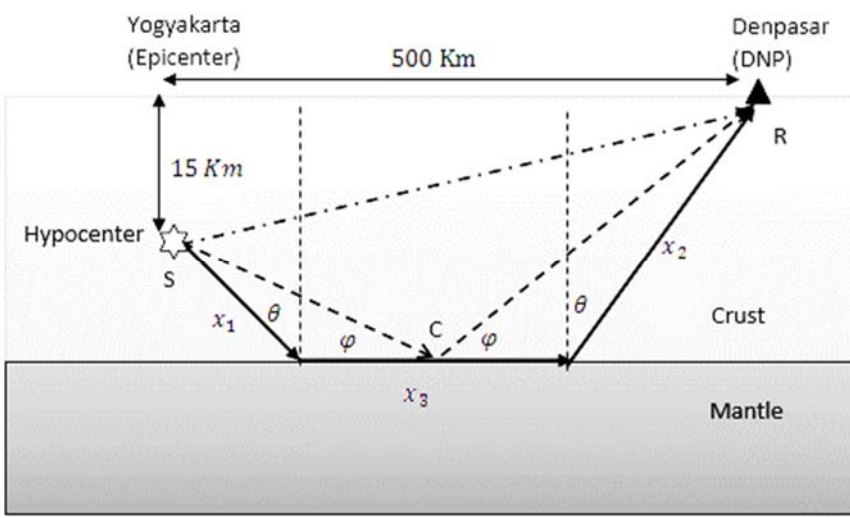
B. The Yogyakarta Earthquake

Question	Answer	Marks	
B.1	<p>From the given seismogram, fig. 2</p>  <p>One can see that the P-wave arrived at 22:54:04.5 or (4.5 – 5.5) seconds after the earthquake occurred at the hypocenter.</p>	0.3 pts	0.5 pts
	<p>Since the horizontal distance from the epicenter to the seismic station in Gamping is 22.5 km, and the depth of the hypocenter is 15 km, the distance from the hypocenter to the station is</p> $\sqrt{22.5^2 + 15^2} \text{ km} = 27.04 \text{ km}$	0.1 pts	
	<p>Therefore, the P-wave velocity is</p> $v_P = \frac{27.04 \text{ Km}}{4.7 \text{ s}} = 5.75 \text{ Km/s}$	0.1 pts	

# Solutions/ Marking Scheme



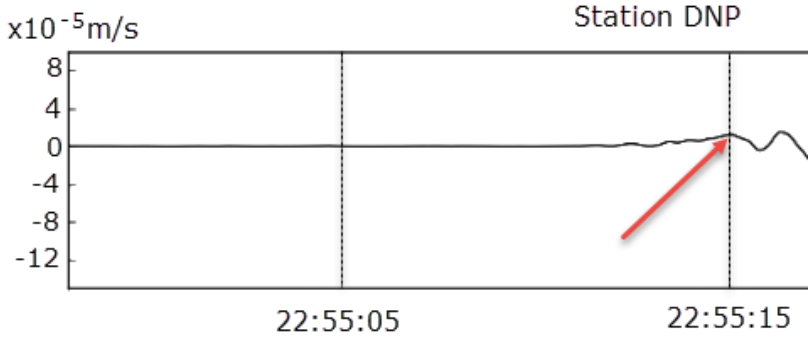
# T2

Question	Answer	Marks	
B.2	<p>Direct wave:</p> $t_{\text{direct}} = \frac{SR}{v_1} = \frac{\sqrt{500^2 + 15^2}}{v_1} = \frac{502.021}{5.753} \text{ s} = 86.9 \text{ s}$	0.2 pts	0.6 pts
	<p>As in the case of an optical wave, the Snell's law is also applicable to the seismic wave.</p>  <p>Illustration for the traveling seismic Wave</p> <p>Reflected wave:</p> $t_{\text{reflected}} = \frac{SC}{v_1} + \frac{CR}{v_1}$ $SC \cos \varphi + CR \cos \varphi = 500 \Rightarrow \cot \varphi = \frac{500}{45}$ $t_{\text{reflected}} = \frac{45}{v_1 \sin \varphi} = 87.3 \text{ s}$	0.4 pts	

# Solutions/ Marking Scheme



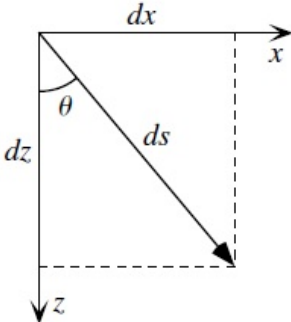
# T2

Question	Answer	Marks	
B.3	<p>Velocity of P-wave on the mantle. The fastest wave crossing the mantle is that propagating along the upperpart of the mantle. From the figure on refracted wave, we obtain that</p> $\frac{\sin \theta}{v_1} = \frac{1}{v_2}; \quad \sin \theta = \frac{v_1}{v_2}; \quad \cos \theta = \sqrt{1 - \left(\frac{v_1}{v_2}\right)^2}$ $\cos \theta = \frac{15}{x_1}; \quad x_1 = \frac{15}{\cos \theta} \text{ km}; \quad x_2 = \frac{30}{\cos \theta} \text{ km}$ $x_3 = 500 - (x_1 + x_2) \sin \theta = 500 - 45 \tan \theta$	0.4 pts	1.2 pts
	<p>The total travel time:</p> $t = \frac{x_1 + x_2}{v_1} + \frac{x_3}{v_2} = \frac{45}{v_1 \cos \theta} + \frac{500}{v_2} - \frac{45 \tan \theta}{v_2}$ $t \cos \theta = 45u_1 + 500u_2 \cos \theta - 45u_2 \sin \theta$ <p>where <math>u_1 = 1/v_1</math> and <math>u_2 = 1/v_2</math>. Arranging the equation, we get</p> $(500^2 + 45^2)u_2^2 - 2t \cdot 500u_2 + t^2 - 45^2 u_1 = 0$ <p>whose solution is</p> $v_2 = \frac{500tv_1^2 + 45v_1 \sqrt{(45^2 + 500^2) - t^2v_1^2}}{t^2v_1^2 - 45^2}$	0.5 pts	
	<p style="text-align: center;">Station DNP</p>  <p>From the seismogram, we know that the fastest wave arrived at Denpasar station at 22:55:15, which is <math>t = 75</math> s from the origin time of the earthquake in Yogyakarta. Thus</p> $v_2 = 7.1 \text{ km/s}$	0.3 pts	

# Solutions/ Marking Scheme



# T2

Question	Answer	Marks	
B.4	By using Snell's law and defining $p = \sin \theta / v$ and $u = 1/v$ , we obtain $p \equiv u(0) \sin \theta_0 = u(z) \sin \theta; \quad \sin \theta = \frac{p}{u(z)}$	0.2 pts	1.4 pts
	where $u(z) = 1/v(z)$ and $\theta_0$ is the initial angle of the seismic wave direction. $\frac{dx}{ds} = \sin \theta = \frac{p}{u(z)}; \quad \frac{dz}{ds} = \cos \theta = \sqrt{1 - \left(\frac{p}{u(z)}\right)^2}$ $\frac{dx}{dz} = \frac{dx}{ds} \frac{ds}{dz} = \frac{p}{u} \frac{u}{(u^2 - p^2)^{1/2}} = p / (u^2 - p^2)^{1/2}$ $x = \int_{z_1}^{z_2} \frac{p}{(u^2 - p^2)^{1/2}} dz$	0.5 pts	
	 <p>Illustration for the direction of wave</p> <p>The distance <math>X</math> is equal to twice the distance from epicenter to the turning point. The turning point is the point when <math>\theta = 90^\circ</math>. Thus</p> $p = u(z_t) = \frac{1}{v_0 + az_t}; \quad z_t = \frac{1 - pv_0}{ap}$ $X = 2 \int_0^{z_t} \frac{p(v_0 + az)}{(1 - p^2(v_0 + az)^2)^{1/2}} dz = \frac{2}{ap} \left( \sqrt{1 - p^2(v_0 + az)^2} - \sqrt{1 - p^2v_0^2} \right)$	0.7 pts	

# Solutions/ Marking Scheme



# T2

Question	Answer	Marks	
B.5	<p>For the travel time, <math>dt = \frac{ds}{v(z)}</math>; <math>\frac{dt}{ds} = u(z)</math>.</p> <p>Thus</p> $\frac{dt}{dz} = \frac{dt}{ds} \frac{ds}{dz} = \frac{u^2}{(u^2 - p^2)^{1/2}}$ <p>and therefore</p> $T = 2 \int_0^{z_t} \frac{u^2}{(u^2 - p^2)^{1/2}} dz = 2 \int_0^{z_t} \frac{1}{(v_0 + az)} \frac{1}{(1 - p^2(v_0 + az)^2)^{1/2}} dz$	1.0 pts	1.0 pts
B.6	<p>The total travel time from the source to the Denpasar can be calculated using previous relation</p> $T(p) = 2 \int_0^{z_t} \frac{u^2(z)}{(u^2(z) - p^2)^{1/2}} dz$ <p>Which is valid for a continuous <math>u(z)</math>. For a simplified stacked of homogeneous layers (Figure F), the integral equation became a summation</p> $T(p) = 2 \sum_i^N \frac{u_i^2 \Delta z_i}{(u_i^2 - p^2)^{1/2}}$	0.6 pts	1.0 pts
	$T(p) = 2 \frac{u_1^2 \Delta z_1}{(u_1^2 - p^2)^{1/2}} + 2 \frac{u_2^2 \Delta z_2}{(u_2^2 - p^2)^{1/2}} + 2 \frac{u_3^2 \Delta z_3}{(u_3^2 - p^2)^{1/2}}$ $= \frac{2 \times (0.1504)^2 \times 6}{(0.1504^2 - 0.143^2)^{1/2}} + \frac{2 \times (0.1435)^2 \times 9}{(0.1435^2 - 0.143^2)^{1/2}}$ $+ \frac{2 \times (0.1431)^2 \times 15}{(0.1431^2 - 0.143^2)^{1/2}}$ $= 151.64 \text{ second}$ <p>Note that the actual travel time from the epicenter to Denpasar is 75 seconds. By varying the parameters of velocity and depth up to suitable value of observed travel time, physicist can know Earth structure.</p>	0.4 pts	
Total score			5.7 pts

# Solutions/ Marking Scheme



# T2

## C. Java Tsunami

Question	Answer	Marks	
C.1	<p>The center of mass of the raised ocean water with respect to the ocean surface is <math>h/2</math>. Thus</p> $E_P = \frac{h^2 \rho \lambda L g}{4}$ <p>where <math>\rho</math> is the ocean water density.</p>	0.5 pts	0.5 pts
C.2	<p>Considering a shallow ocean wave in Fig. 5, the whole water (from the surface until the ocean floor) can be considered to be moving due to the wave motion. The potential energy is equal to the kinetic energy.</p> $\frac{1}{4} \rho \lambda h^2 L g = \frac{1}{4} \rho d L \lambda U^2$ <p>Where <math>x = \lambda/2</math> and <math>U</math> is the horizontal speed of the water component. The water component that was in the upper part <math>hL \frac{\lambda}{2}</math> should be equal to the one that moves horizontally for a half of period of time <math>\tau/2</math>, i.e. <math>hL \lambda/2 = dLU \tau/2</math>. Thus we have</p> $U = \frac{h\lambda}{\tau d}$	0.7 pts	1.2 pts
	<p>Accordingly,</p> $\tau = \frac{\lambda}{\sqrt{gd}}$ <p>Thus</p> $v = \frac{\lambda}{\tau} = \sqrt{gd}$	0.5 pts	
C.3	<p>Using the argument that the wave energy density is proportional to its amplitude <math>E = kA^2</math> with <math>A</math> is amplitude and <math>k</math> is a proportional constant. Because the energy flux is conserve, then <math>Eva = E_0 v_0 a</math> for an area <math>a</math> where the wave flow through. Then,</p> $kA^2 \sqrt{gd} = kA_0^2 \sqrt{gd_0}$ $A = A_0 \left(\frac{d_0}{d}\right)^{\frac{1}{4}}$ <p>(Therefore the tsunami wave will increase its amplitude and become narrower as it approaches the beach).</p>	1.3 pts	1.3 pts
Total score			3.0 pts

# Solutions/ Marking Scheme



# T2

Total Score for Problem T2:

Section A : 1.3 points

Section B : 5.7 points

Section C : 3.0 points

---

Total : 10 points